2026 IT Symposium
Parking & Bus Driver Instructions
Campus Map: https://www.maps.txstate.edu/

Garage Parking Directions From I-35 North or South:

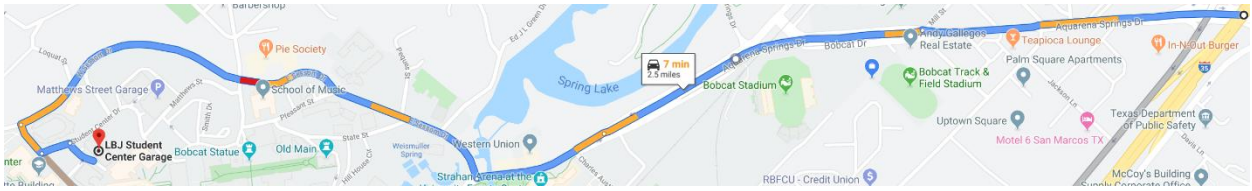

1 Take exit 206 off I-35, follow signs for Aquarena Springs Dr.
2 If coming from the north turn right onto Aquarena Springs Dr.
If coming from the south turn left onto Aquarena Springs Dr.
3 Continue straight to stay on Aquarena Springs Dr (Take the bridge to avoid rail crossings.)
4 Turn right onto E Sessom Dr
5 Turn left onto N Comanche St
6 Turn left onto Student Center Dr
7 Turn right onto Gaillardia St

Destination will be on the left: the **LBJ Student Center Garage**
San Marcos, TX 78666

Note: *A parking voucher will be provided at the IT Symposium registration desk for Teacher's and chaperones attending the event with their registered student(s) to be used as you exit the parking garage. Be sure to BRING your parking ticket WITH you inside!*

Bus Directions for Dropoff and Parking

Student Dropoff at the LBJ-Student Center Bus Loop:

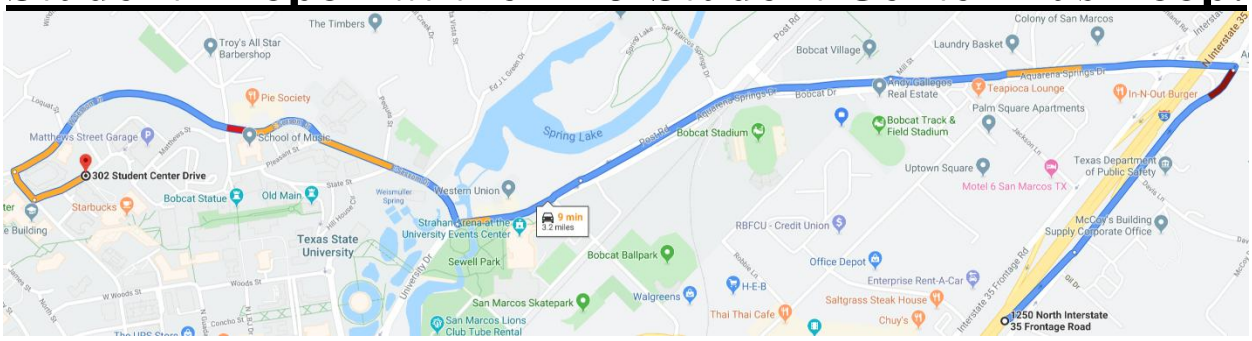

1 Take exit 206 toward Aquarena Springs Dr
2 Merge onto N Interstate 35 Frontage Rd
3 If coming from south use the left 2 lanes to turn left onto Aquarena Springs Dr
If coming from north continue to light, slight right onto Aquarena Springs Dr
4 Slight left to stay on Aquarena Springs Dr (This takes you over a bridge)
5 Continue straight to stay on Aquarena Springs Dr (Keep right, watch for yielding traffic on right)
6 Turn right onto E Sessom Dr
7 Turn left onto N Comanche St
8 Turn left onto Student Center Dr
9 Turn right into bus loop just past the parking garage then follow around and drop off close to the exit in front of Jackson Hall (the tall residential tower) - refer to the picture below:

There will be ITSA members present with nametags to direct where to drop off students, and usher them to the LBJ student center (See the YELLOW zone below).



NOTE: Guest school/charter busses will not be allowed to remain on campus due to traffic concerns. You CAN park at the nearby University Center back parking lot.

MANDATORY (but FREE) Bus Parking Permits:

- This is the same process as last year and Required ONLY if you are going to park the bus On Campus for the day/event.
- There is NO need to print anything and are simply "registering" your bus
- Here are the steps to register your bus for on-campus parking below
- Website: Order Parking Permit which opens: https://txstate.aimsparking.com/permits/?cmd=new_event

- Do NOT use the login button at the top of the page!
- You will immediately have to REFRESH the page that populates to make the options listed next appear!
- Click/Selection Pathway and Field Values:
  - Select **"Department Sponsored Events/Meetings"**
  - Select **"2026 IT Symposium 10/16/2026"**
  - Enter Voucher Code: **ITSA26** and click "Apply Voucher"
  - Select Permit Type as **"Non-School Affiliated Bus"**
    - Note: it will be visible directly above the voucher code you entered
  - Click "Add Vehicle" button then enter the following field values/selections:
    - Plate #
    - State (Drop-down list)
    - Fuel Type (Drop-down list)
    - Year
    - Make (Vehicle manufacturer/brand)
    - Color
    - Body Type (Bus)
  - Click the ADD button to add your bus vehicle to the permit
  - Click the Red CONTINUE button
  - Scroll to the bottom of the Checkout page
  - Enter your Email address for the Contact Information
  - Click the CHECKOUT button and you will receive a receipt, permit attachment and information/instructions via email.
- As long as you entered the information and requested a bus parking permit – you are GOOD and do NOT need to worry about displaying it on your bus windshield!

Bus Driver Directions AFTER Dropoff:

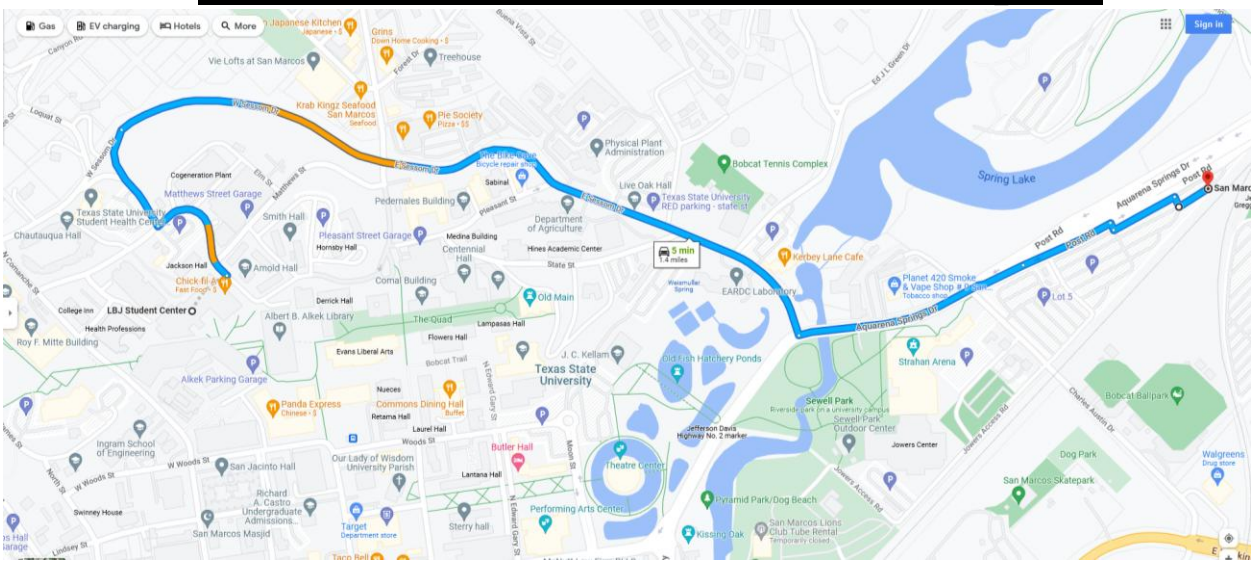

1 Turn right out of the Student Center loop
2 Turn left onto Tomas Rivera Dr
3 Slight right onto W Sessom Dr (Vision to traffic on left is somewhat obstructed, be careful turning)
4 Turn left onto Aquarena Springs Dr
5 Turn left to stay on Aquarena Springs Dr and STAY Right and you will pass Strahan Arena/University Events Center on your right
6 Turn right at the light on Charles Austin Drive which is the 1st intersection after crossing the river
7 Turn Left into the surface parking lot which is lot P5 and go straight
8 Head to the far end of the lot (now in lot P9) and park your bus (see RED star below)
9 Walk back to the parking lot entrance crossing the street to the back side of the University Center building where the YELLOW star is below
10 Catch the campus shuttle **TxSt Bobcat Shuttle Route 12 Bobcat Village** back to campus and the LBJ Student Center which is ONE of the stops and makes loops roughly every 20 minutes

After Parking the Bus catching the campus shuttle:

- **Route 12 Bobcat Village**
- **Pickup spot: UEC (University Events Center)**
- **Get off at the LBJ-Student Center stop**

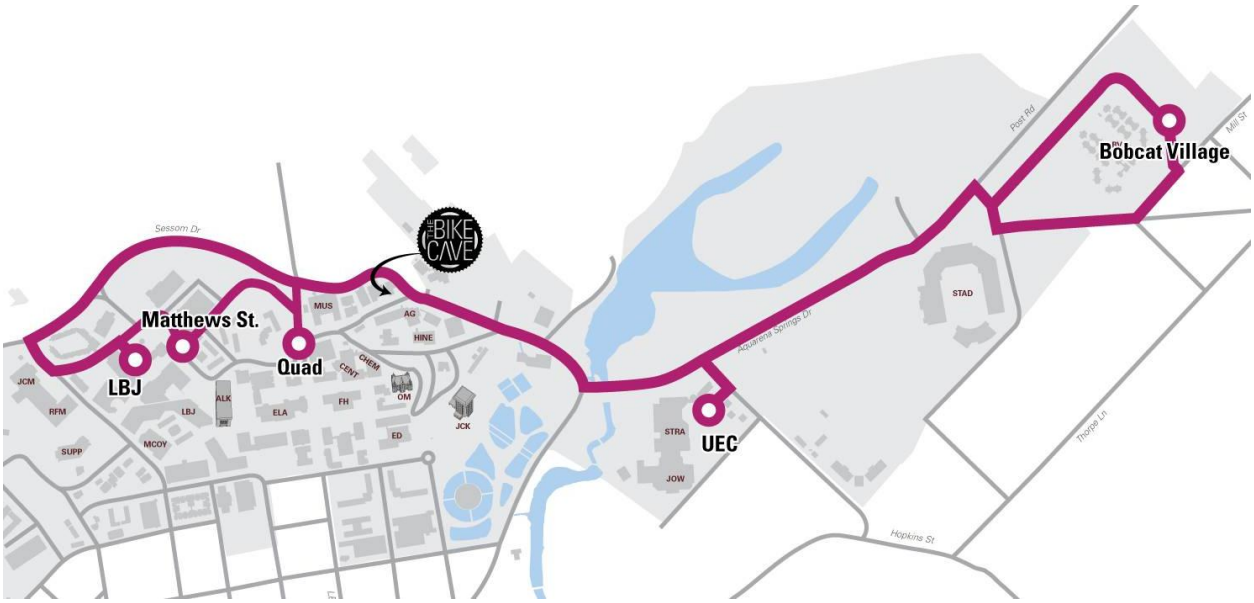

Directions from Texas State University to I-35

NOTE: If you parked in the LBJ garage, be sure to get your parking ticket validated before returning to your vehicle!

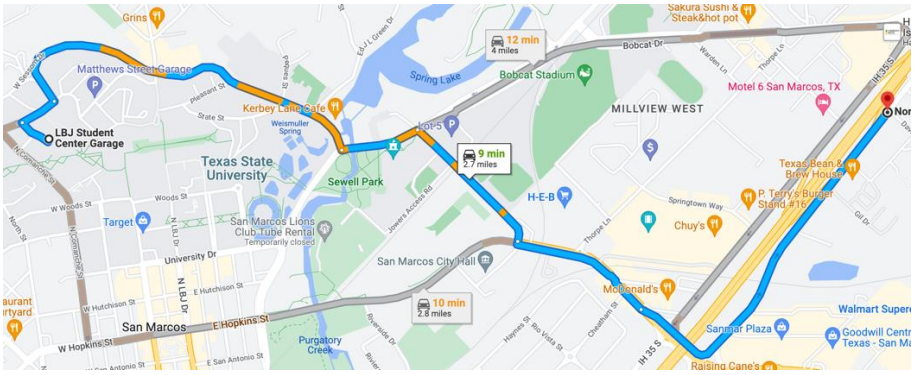

1 Turn right out of the garage
2 Turn right onto Student Center Dr
3 Turn left onto Tomas Rivera Dr
4 Slight right onto W Sessom Dr
5 Turn left onto Aquarena Springs Dr
6 Turn right onto Charles Austin Dr
7 Continue to junction with I-35, north be in the left 2 lanes, south the right lane.